





PRO GYP-BASE FAST TRACK ADHESIVE

**For fixing to Norcross Pro Gyp-Base
Fast Track Anhydrite Screed Sealer**

-  **Flexible cementitious adhesive**
-  **Fibre reinforced**
-  **Specially formulated for use with
Pro Gyp-Base Fast Track Sealer**
-  **System guarantee**



Norcross Pro Gyp-Base Fast Track Adhesive is a white cement-based, flexible, fibre reinforced, thin bed adhesive specially formulated for fixing fully vitrified porcelain, ceramic and stone tiles to Norcross Pro Gyp-Base Fast Track Anhydrite Screed Sealer. It has a setting time of 3 hours at 20°C permitting early trafficking of the tiled installation. The adhesive has excellent thermal ageing properties making it suitable for use on heated floors.

Conforms to BS EN 12004 C2F

Concrete/ Cement:Sand Screed	Yes
Cement:Sand Render	No Not suitable for walls
Anhydrite Screed	Yes Norcross Pro Gyp-Base Fast Track Anhydrite Screed Sealer
Existing Vinyl	Yes
Flooring Grade Asphalt	Yes
Existing Glazed Tiles	Yes Slurry bond coat
Heated Floors	Yes
Timber Floors	Yes Permalayer or Plywood/ Pro Board overlay
Plaster/Plasterboard	No Not suitable for wall use
Total Immersion	Yes

EN Classification	BS EN 12004 C2F
Working Time @ 20°C	Up to 30 minutes
Set Time @ 20°C	3 hours
Bed Thickness	2mm to 6mm 12mm in isolated areas
Coverage	Approx. 3.5 to 4kg/m ²
Trowels:	
Walls - Dry Areas	N/A
Walls - Wet Areas	N/A
Walls - Mosaics	N/A
Floors	20mm round notches

SURFACE PREPARATION

Pro Gyp-Base sealer must firstly be applied in accordance with manufacturer's instructions and be fully dry, clean and dust-free. The sealed floor should be true and flat to permit fixing without visible lipping of tile edges. On floors, any gaps exceeding 3mm under a 2 metre straight edge should be corrected using a suitable Norcross Levelling Compound. This will be particularly appropriate where larger tiles or those with rectified edges are being installed.



Anhydrite & Hemihydrate (Gypsum) Screeds

Must be prepared and sealed with Norcross Pro Gyp-Base sealer in accordance with manufacturer's instructions.

In areas which may be subject to wetting, i.e. showers, wet rooms etc. the perimeter of the installation, junctions between walls & floors, changes in substrates, around drains, channels, areas where pipes penetrate and any changes in plane should be sealed with Norcross Butyl Waterproofing Tape before tiling commences.

Heated Floors (Dense Construction)

Norcross Pro Gyp-Base Fast Track Adhesive is suitable for use with underfloor and undertile heating systems on solid floor structures. After tiling the floors should not be switched on for at least 14 days and then brought up to operating temperature gradually during the initial heating of the floor. Undertile heating cables and mats can be tiled directly or prior to tiling they can be bedded into a screed of a suitable Norcross Levelling Compound. This method prevents damage to the heating elements during the laying process.

MIXING

Into a clean pail add 1 part of cold water and gradually introduce approximately 3.5 parts of adhesive powder stirring to blend the mixed mortar to a smooth lump free consistency. The properly mixed mortar will be thick enough to hold the adhesive ribs without slumping. Mix only enough material that can be used within the pot life of the product which will be around 30 minutes - this will be extended in cold conditions and reduced in hot weather/ warm temperatures.

APPLICATION

Using a suitably notched trowel spread the adhesive onto the fixing surface to form parallel ribs into which the tiles should be applied with a firm twisting action. Spread only enough material that remains workable and as such fully wets out on the tile backing. Solid-bed void-free fixing will be necessary on floors and in wet areas. Tiles with deeply keyed back profiles may need to be back buttered. The adhesive is designed for thin bed fixing up to 6mm although in isolated areas it can be bedded out up to 10mm in thickness. Tiles may be grouted as soon as the adhesive bed is set. Under normal conditions this will be around 3 hours after fixing although this will be extended in cold conditions. Do not use below 5°C.

COVERAGE

Approximately 3.5 to 4kg per m².

STORAGE

Store in dry internal conditions away from direct sunlight between 5°C to 25°C. The product has a 12 month shelf life from date of manufacture.

TECHNICAL ADVICE


For advice on tile installation products call Norcross Technical Helpline on 01782 524140.

HEALTH & SAFETY



CONTAINS
 CHROMIUM VI
 DANGER

Causes skin irritation. Harmful if swallowed. Causes serious eye damage. May cause respiratory irritation. Keep out of reach of children. Avoid breathing dust. Wear protective gloves and eye protection. Wash hands thoroughly after handling. IF SKIN IRRITATION OCCURS: Get medical advice/attention. IF SWALLOWED: Call a poison centre or doctor/physician if you feel unwell. IF IN EYES: Rinse cautiously with water for several minutes. Remove contact lenses, if present and easy to do. Continue rinsing. Immediately call a poison centre or doctor/physician. Dispose of contents/container in accordance with local/regional regulations.

	EN 12004 : 2007 + A1 : 2010	
	Improved fast setting cementitious adhesive with additional characteristics for internal and external tiling	
Reaction to fire	Class E	
Release of dangerous substances	See SDS	
Bond strength as:		
- Early tensile adhesion strength	≥ 0.5N/mm ²	
- High initial tensile strength	≥ 1N/mm ²	
Durability for:		
- High tensile adhesion strength after heat ageing	≥ 1N/mm ²	
- Tensile strength after water immersion	≥ 1N/mm ²	
- Tensile adhesion strength after freeze/thaw cycles	≥ 1N/mm ²	