






WET SEAL TANKING MEMBRANE

Waterproofing Kit for Showers and Wetrooms

-  **Brush applied**
-  **Waterproof**
-  **Suitable for all types of background**
-  **Suitable for use with ceramic, porcelain and natural stone tiles and mosaics**
-  **1 kit covers up to 8m²**



Norcross Wet Seal Tanking Membrane is a white brush applied membrane, specifically designed for use beneath ceramic, porcelain and natural stone tiles and mosaics on both internal walls and floors in installations subject to intermittent and frequent wetting such as domestic and commercial showers, wet rooms and saunas.

The polyester tape and matting are designed to reinforce the membrane in areas where additional stresses may be encountered such as at junctions between walls & floors, changes in plane, internal and external corners, around floor drains and channels on suspended and timber floors and in heavily trafficked areas.

Norcross Wet Seal Tanking Membrane is suitable for use on all types of substrates for interior tile installations including moisture sensitive backgrounds such as timber, plaster and plasterboard. It is also ideal for use on tile backing boards. N.B. Proprietary tile backing boards are designed to remain dimensionally stable during partial/complete saturation, however they are not impervious to the passage of water until they have been coated with Norcross Wet Seal Tanking Membrane.

Norcross Wet Seal Tanking Membrane should not be used externally or in areas of total immersion such as swimming pools. Norcross Wet Seal Tanking Membrane may be tiled 24 hours after application at 20°C, however in lower temperatures or in areas of high humidity this drying time will be extended..

Internal	Yes
External	No
Cement:Sand Render	Yes
Cement:Sand Screed	Yes
Anhydrite Screed	Yes
Heated Floors	Yes
Timber Floors	Yes
Plasterboard/Plaster	Yes
Tile Backerboard	Yes
Showers/Wetrooms/Saunas	Yes
Total Immersion	No

Set Time @ 20°C	24 hours approx.
Bed Thickness	Approx. 1 mm
Coverage	1 kit is sufficient to cover 5 to 8m ² at 1mm thickness (generally 2 coats)
Kit Contents	5kg Norcross Wet Seal Liquid Membrane 500ml of Norcross Prime Bond Primer Norcross Waterproof Polyester Tape 100mm x 10m Additional 5m lengths of 100mm wide Norcross Waterproof Polyester Tape and 1m x 1m pieces of Norcross Waterproof Polyester Matting are available if required.

SUBSTRATE PREPARATION

All surfaces should be dry, clean and strong enough to support the tiles to be fixed. Tiling substrates should be true and flat and free from any gaps or cracks, although narrow gaps may be bridged using either Norcross Waterproof Tape or Matting.



SURFACE PREPARATION

Concrete/ Power Floated Concrete	Must be a minimum of 6 weeks old. For Power Floated Concrete, brush apply either Norcross Key Bond or a slurry bond coat consisting of 2 parts Norcross cement-based adhesive to 1 part Prime Bond and allow to dry.
Cement:Sand Screed	Must be minimum 21 days old.
Cement:Sand Render	Must be at least 14 days old. Blockwork must be at least 6 weeks old before render coat is applied.
Anhydrite/ Hemihydrate (Gypsum) Screed	Dry in accordance with manufacturers recommendations. Mechanically remove all traces of laitance.
Heated Floors	After tiling the heating should not be switched on for 14 days after which the temperature should be raised at a rate of 5°C per day to operating temperature. Refer to Norcross How to sheet 'Commissioning of Underfloor/Undertile Heating Systems'. Undertile heating cables and mats should be encapsulated in a bed of suitable Norcross Floor Levelling Compound.
Gypsum Plaster/ Plasterboard	Plaster skim + backing coat must be a minimum 4 weeks old. Plaster skim only at least 7 days old. Maximum weight limits are: Plaster = 20kg/m ² ; Plasterboard = 32kg/m ² .
Existing Glazed Tiles	Must be well fixed and able to support the additional weight of tiling, Thoroughly clean and degrease & allow to dry before brush applying a slurry bonding coat consisting of 2 parts adhesive: 1 part Prime Bond. Allow to dry.
Plywood Overlay on Existing Timber Floors (WBP/ Marine Grade)	Plywood must be minimum 15 to 18mm thick and be screwed to existing boards and joists with staggered joints at 300mm centres and 150mm centres along board edges. Seal back & edges with undiluted Prime Bond & allow to dry. All timber construction must be adequately ventilated behind to prevent warpage of boards.

APPLICATION

Walls:

Dilute the primer 1:2 with water and brush apply on to the area to be tanked. Allow to dry. With a suitable brush, apply Norcross Wet Seal Liquid to internal and external corners, junctions between walls and floors, junctions between boards and/or different substrates, areas where pipes penetrate and any small cracks or gaps in the background. Fix Norcross Waterproof Tape into the wet membrane, ensuring that there are no gaps between the lengths of tape, and paint a second layer of Norcross Wet Seal Liquid over the tape. Brush apply the Norcross Wet Seal Liquid over the remaining area of the walls, to a height of no less than 1m. In frequently used showers or wet rooms the full area of walls may require tanking.

Floors:

Dilute the primer 1:2 with water and brush apply on to the area to be tanked. Allow to dry. With a suitable brush, apply Norcross Wet Seal Liquid over the whole floor area. On timber floors, suspended floors and in areas which may be subject to heavy use, Norcross Waterproof Matting should be laid into the wet membrane, taking care to overlap the matting by approximately 20mm and a second layer of the Norcross Wet Seal Liquid painted over the matting.

Norcross Wet Seal should be applied at temperatures above 5°C and tiling can be undertaken as soon as the membrane has dried which is usually around 24 hours at 20°C. Drying times will be extended in cold or humid conditions. Do not use below 5°C.

STORAGE

Store in dry interior conditions away from direct sunlight between 5°C and 25°C. The product has a shelf life of 12 months from date of manufacture.

TECHNICAL ADVICE

For advice on tile installation products call the Technical Helpline on 01782 524140.

Further information may also be obtained from the Norcross 'How to' sheets available on the website.

HEALTH & SAFETY

Keep out of reach of children. In case of contact with eyes, rinse immediately with plenty of water and seek medical advice. After contact with skin, wash immediately with plenty of soap and water. Wear suitable protective clothing, gloves and eye/face protection.