

ROCK-TITE PORCELAIN PRIMER

Exterior Porcelain & Stone System

- Polymer modified
- Suitable for porcelain & natural stone
- High strength bonding agent
- Fibre reinforced
- Mix with water
- Includes graduated mixing bucket



Norcross Rock-Tite Primer is fibre-reinforced, polymer modified cement-based primer designed to improve adhesion and bond strength when applied to the underside of porcelain and other low-absorption types of paving.

It is easy to use and suitable for use both internally and externally in both domestic and heavily trafficked installations.

PREPARATION

The underside of the paving should be clean, dry and free from any dust, dirt or any other material which may impair adhesion. Suitable for use in temperatures between 3°C and 25°C.

MIXING

Into the mixing bucket add cold water to the correct level and gradually introduce the required amount of powder, stirring to blend the mixed primer to a smooth lump-free slurry. Mix only enough material that can be used within the pot life of the product which will be around 60 minutes – this will be extended in cold conditions and reduced in warm temperatures.

APPLICATION

Apply an even coat of the slurry over the whole underside of each slab using a suitable brush or roller before laying onto the mortar bed whilst the Primer is still wet.

Norcross Rock-Tite Primer is a cement-based product and therefore all tools should be washed with clean water immediately after use. Do not empty waste material into the drainage system.

Working Time @ 20°C	60 minutes
Drying Time @ 20°C	10 to 15 minutes
Mix Ratio	Approx. 1.6 litres water to 5kg powder
Coverage	Approx. 0.7kg/m ²
Coverage per 3 x 5kg unit:	1 x 5kg Approx. 7m ² 2 x 5kg Approx. 14m ² 3 x 5kg Approx. 21m ²

STORAGE

Store in dry internal conditions away from direct sunlight between 5°C to 25°C. The product has a 12 month shelf life from date of manufacture.

TECHNICAL ADVICE

For advice on tile installation products call Norcross Technical Helpline on 01782 524140.

HEALTH & SAFETY








CONTAINS
CHROMIUM VI
DANGER

Causes skin irritation. Harmful if swallowed. Causes serious eye damage. May cause respiratory irritation. Keep out of reach of children. Avoid breathing dust. Wear protective gloves and eye protection. Wash hands thoroughly after handling. IF SKIN IRRITATION OCCURS: Get medical advice/attention. IF SWALLOWED: Call a poison centre or doctor/physician if you feel unwell. IF IN EYES: Rinse cautiously with water for several minutes. Remove contact lenses, if present and easy to do. Continue rinsing. Immediately call a poison centre or doctor/physician. Dispose of contents/container in accordance with local/regional regulations.

ROCK-TITE MORTAR

Exterior Porcelain & Stone System

-  **Fibre reinforced**
-  **Suitable for all types of paving slab including porcelain**
-  **Ready to use – just add water**
-  **High strength**
-  **System guarantee**



Norcross Rock-Tite Mortar is a fibre reinforced sand:cement mortar specifically designed for bonding concrete, natural stone and porcelain paving slabs to both hardcore and solid bases. The mortar only requires the addition of water and contains the specially designed Rock-Tite additives to improve performance, workability and freeze/thaw resistance of the mortar mix.

SURFACE PREPARATION

It is essential that the sub-base is level, stable, not liable to settlement or lifting and is able to fully support the intended finished surface. Hardcore must be fully and tightly compacted. It should be noted that when slabs are to be laid up to a building then a gradual slope of about 25mm in every 1.5m should be created away from the building to ensure all water drains off. Alternatively, a drainage channel should be installed.

Recommended hardcore depth:	Patio Flags / Natural Stone = 75mm to 150mm Porcelain = 100mm to 150mm
Recommended mortar thickness on hardcore:	Approx. 50mm where possible however a minimum of 25mm may be used on hardcore with a depth of not less than 100mm.
Setting time:	Approx. 24 hours
Mix ratio:	Approx. 3.75 litres water / 25kg bag
Approximate coverage/ 25kg bag:	10mm thick = 1.4m ² 50mm thick = 0.3m ²
Mortar suitable for thickness:	10mm* to 80mm <small>* Thinner application on to solid bases only</small>

MIXING

Add approximately 3.75 litres of water to a suitable mixing vessel and slowly add the contents of the 25kg bag. Mix mechanically until a smooth, lump-free mortar is achieved. Do not add extra water.

APPLICATION

It is essential that all types of paving slab are laid onto a full bed of Rock-Tite Mortar (spot bedding or 'dot and dab' fixing is not recommended as voids beneath the slabs are points of weakness). The back of all porcelain slabs must be primed using Norcross Rock-Tite Porcelain Primer before fixing.

STORAGE

Store in dry internal conditions away from direct sunlight between 5°C to 25°C. The product has an 18 month shelf life from date of manufacture. It should be noted that puncturing the bag will cause the product to harden.

TECHNICAL ADVICE

For advice on tile installation products call the Norcross Technical Helpline on 01782 524140.

HEALTH & SAFETY

CONTAINS
CHROMIUM VI
DANGER

Causes skin irritation. Harmful if swallowed. Causes serious eye damage. May cause respiratory irritation. Keep out of reach of children. Avoid breathing dust. Wear protective gloves and eye protection. Wash hands thoroughly after handling. IF SKIN IRRITATION OCCURS: Get medical advice/attention. IF SWALLOWED: Call a poison centre or doctor/physician if you feel unwell. IF IN EYES: Rinse cautiously with water for several minutes. Remove contact lenses, if present and easy to do. Continue rinsing. Immediately call a poison centre or doctor/physician. Dispose of contents/container in accordance with local/regional regulations.

ROCK-TITE BRUSH-IN GROUT

Exterior Porcelain & Stone System

- All weather paving joint compound
- Suitable for all types of paving slab including porcelain
- Cement-free
- Air-drying
- Matches Norcross cement-based grout colours
- No waste
- Long lasting
- Strong & flexible
- Environmentally friendly



Norcross Rock-Tite Grout is a cement-free brush in permeable jointing compound designed for filling joints from 3mm wide between concrete, natural stone and porcelain paving slabs which have been laid onto a solid permeable base using Norcross Rock-Tite Mortar. It has been specifically developed to match the Norcross 4 into 1 and Flexible Wide Joint Grout colours to complement tiles used indoors and to create a continuous living space.

It is easy to use and waste-free. Any left-over grout can be poured back into the tub and stored by covering with water to at least 50mm above its surface.

Walk on Drying Time
(In dry, warm conditions with moderate humidity [- 65% RH]):

24 hours

COVERAGE:

Paving Dimensions (mm):				Approximate Coverage per 15kg Tub
Width:	Length:	Thickness:	Joint Width:	
600mm	600mm	25mm	8mm	12m ²
600mm	450mm	25mm	8mm	10m ²
450mm	450mm	25mm	8mm	8m ²
600mm	300mm	25mm	8mm	7.5m ²

SURFACE PREPARATION

The ground must be free-draining and the sub-base permeable. It should be noted that the grout is air-drying and that joint failure will occur if the sub-base is subject to continuous wetting. Suitable falls should be incorporated into the sub-base to allow water to drain away. It is recommended that slabs are laid into a bed of Norcross Rock-Tite Mortar.

When used on a free-draining permeable sub-base, Norcross Rock-Tite Grout can be applied in most weather conditions down to a temperature of 3°C. Do not apply in heavy or prolonged rain as this will extend the curing process and may result in an uneven surface texture once the grout has cured.

APPLICATION

Concrete/Natural Stone Paving:

Thoroughly saturate the area to be jointed with water using a hose, ensuring that the paving remains saturated throughout the application process. The surface and edges of porous slabs should be sealed, preferably before laying with a suitable preparatory sealer. If in doubt trial an inconspicuous area to check for staining before jointing commences.

Simultaneously spread and wash small quantities of Rock-Tite Grout across the surface of the paving using a broom/ squeegee and a light jet of water which will aid the washing of the grout into the joints. It is important that the slabs are kept soaked with water throughout the process and that the Rock-Tite Grout is not allowed to pile up on the paving.

Top up any low areas using the same application method.

Once all joints are filled, gently spray water across the surface to aid the final compaction process and remove any grout residues. A final light brush over with a clean soft hand brush will aid the removal of any loose grains.

Once the paving has dried and any free water has drained from the joints, it is recommended that the filled joints are lightly smoothed using a suitable finishing tool. This will improve the appearance of the joints and will also identify any low spots that may need topping up. Sweep the paving with a stiff clean, dry broom diagonally to the joints to remove any traces of the jointing compound.


Porcelain:

The base must be permeable. Use the same application process as that used for concrete and natural stone however, only a small amount of water, sufficient to form a slurry, is required during the application process. See below Note** regarding thickness of paving.

Note**

It is essential that a joint width not less than 3mm and depth not less than 25mm is maintained throughout the installation. If the paving material has chamfered edges or is less than 25mm thick it is recommended that a small gap is created under the lower edges of each paving slab during the laying process. The Rock-Tite Grout will flow into the gap created allowing a strong and stable joint to be formed.

COLOURS



Matching silicone colours are available. Every care has been taken to ensure true colour representation though printing limitations can cause colour variation. You can order samples of any of the Norcross grouts by calling + 44 (0) 1782 524140.

SETTING TIMES

In dry, warm conditions with moderate humidity (approximately 65% RH), Rock-Tite Grout will accept foot traffic within 24 hours. Full cure will be achieved within a few days. In wet or cold conditions drying times will be extended.

STORAGE

Store in dry internal conditions away from direct sunlight between 5°C to 25°C. The product has an 18 month shelf life from date of manufacture. It should be noted that puncturing the bag will cause the product to harden.

TECHNICAL ADVICE

For advice on tile installation products call the Norcross Technical Helpline on 01782 524 140.

HEALTH & SAFETY



WARNING

No significant hazard. Avoid contact with skin and eyes. In case of contact with eyes, rinse immediately with plenty of water and seek medical advice. May cause irritation to sensitive skin. After contact with skin, wash hands immediately with plenty of soap and water. Wear suitable protective clothing and gloves. Toxic to aquatic life. Do not allow animals to ingest. Keep pets and small animals away from the site during application and until residues have been removed and the grout has started to harden.